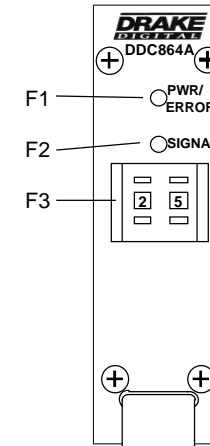


The R.L. Drake DDC864A is a low noise downconverter designed for translating digital ATSC, 8VSB signals from their off-air channel to a 44 MHz IF output. The output of the DDC864A can be connected to a DUC series upconverter to place the digital signal on a new output channel.

When the DDC864A is used with the DUC864, "on channel" conversions, (the same input channel on the DCC and output channel on the DUC) are acceptable.

The DDC864A provides low noise figure and low phase noise as well as a flat passband to minimize signal deterioration.

The DDC864A is optimized for use with ATSC 8VSB modulation in a 6 MHz wide channel assignment. The passband is designed for optimized operation with 8VSB signals in an adjacent channel environment. For translation of QAM signals, the Drake model DQT1000 is preferred for this task.



**Figure 1**

**F1 - POWER/ERROR Indicator**

Lights when the unit is connected to the required source of DC power via the rear panel DC INPUT connector. A flashing condition indicates an invalid channel setting or other conditions that would cause the unit to operate on an invalid channel. The RF output is switched off for flashing (ERROR) conditions.

**F2 - SIGNAL Indicator**

Lights when a signal is present.

**F3 - Channel Number Switch**

Sets the desired operating channel for standard Broadcast TV channels 02 through 69.

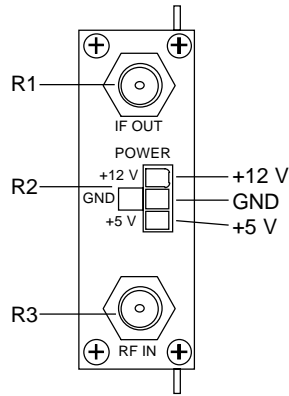


Figure 2

**R1 - IF OUTPUT Connector**

This is the 44 MHz IF output. The level is +30 dBmV.

**R2 - DC INPUT Connector**

This 3-pin connector (Male) accepts the appropriate mating DC power cable. Observe proper orientation and wiring.

**R3 - RF IN Connector**

This is the downconverter RF input from an antenna or CATV feed.

**CONNECTIONS AND CONTROLS**

All connections to and from each upconverter are made through the rear panel.

**DESCRIPTION**

Figure 3 shows a typical installation utilizing the Drake DRMM12 rack with 4 DDC864A downconverters, and 4 DUC864 upconverters. A PS8 power supply module is used to power all units.

**RACK MOUNTING**

Adequate ventilation is very important in multichannel installations. Units should be spaced apart vertically by at least 1.75" wherever possible, and some air movement is mandatory in enclosed rack cabinets. Excessive heat will shorten component life and performance will be degraded without proper cooling.

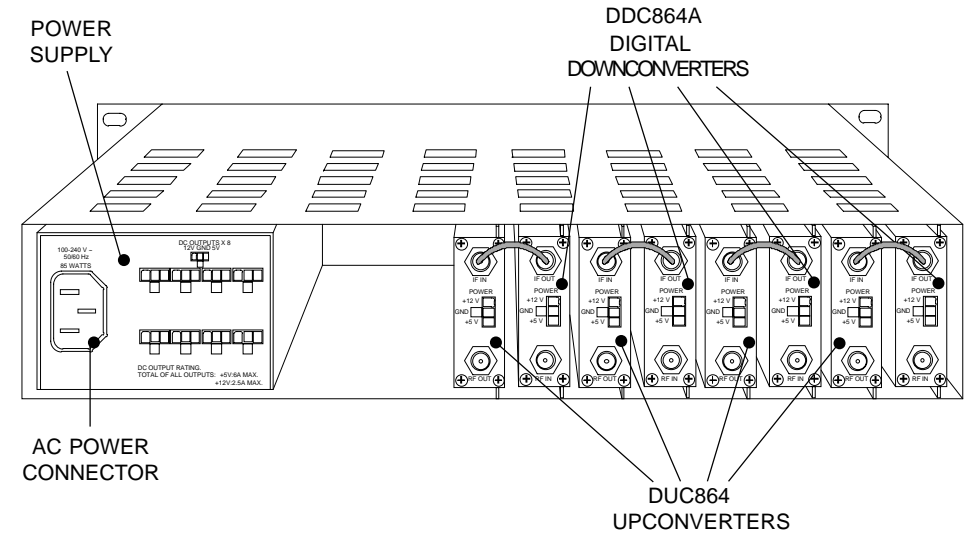


Figure 3

TABLE 2: BC TV

VHF BROADCAST CHANNELS	
Channel Number	Center of Channel Frequency (MHz)
2	57
3	63
4	69
5	79
6	85
7	177
8	183
9	189
10	195
11	201
12	207
13	213

UHF BROADCAST CHANNELS	
Channel Number	Center of Channel Frequency (MHz)
14	473
15	479
16	485
17	491
18	497
19	503
20	509
21	515
22	521
23	527
24	533
25	539
26	545
27	551
28	557
29	563
30	569
31	575
32	581
33	587
34	593
35	599
36	605
37	611
38	617
39	623
40	629
41	635
42	641
43	647
44	653
45	659
46	665
47	671
48	677
49	683
50	689
51	695
52	701
53	707
54	713
55	719
56	725
57	731
58	737
59	743
60	749
61	755
62	761
63	767
64	773
65	779
66	785
67	791
68	797
69	803

**RF INPUT**

Frequency Range: 54 to 806 MHz;  
 OFF-AIR channels 2 to 69,  
 Input level Range: -25 dBmV to +30 dBmV.  
 Impedance: 75 Ohms, return loss of 8 dB  
 Noise Figure: 10 dB, maximum  
 Image Rejection: >75 dB.

**Output**

IF Frequency: 44 MHz.  
 Level: +30 dBmV, ±1 dB.  
 Impedance: 75 Ohms, return loss of 20 dB  
 Frequency Stability: ±30 PPM.  
 Channel Bandwidth: 6 MHz SAW filtered.  
 SSB Phase Noise: -88 dBc @ 10 kHz offset.  
 Amplitude Flatness  
 (6 MHz Channel): ±1 dB over 4 MHz

**GENERAL**

DC Power Input: +12 V ±5% @ 150 mA .  
 +5 V ±5% @ 150 mA.  
 Operating Temperature: 0° C to +50° C ambient.  
 Size: 1" W x 3.5" H x 9.25" D. (2.5 cm) W x (8.9 cm) H x (23.5 cm) D.  
 Weight: 11 oz. (0.31 Kg).

**THREE YEAR LIMITED WARRANTY**

R.L. DRAKE COMPANY warrants to the original purchaser this product shall be free from defects in material or workmanship for three (3) years from the date of original purchase.

During the warranty period the R.L. DRAKE COMPANY or an authorized Drake service facility will provide, free of charge, both parts and labor necessary to correct defects in material and workmanship. At its option, R.L. DRAKE COMPANY may replace a defective unit.

To obtain such warranty service, the original purchaser must:

- (1) Retain invoice or original proof of purchase to establish the start of the warranty period.
- (2) Notify the R.L. DRAKE COMPANY or the nearest authorized service facility, as soon as possible after discovery of a possible defect, of:
  - (a) the model and serial number,
  - (b) the identity of the seller and the approximate date of purchase; and
  - (c) A detailed description of the problem, including details on the electrical connection to associated equipment and the list of such equipment.
- (3) Deliver the product to the R.L. DRAKE COMPANY or the nearest authorized service facility, or ship the same in its original container or equivalent, fully insured and shipping charges prepaid.

Correct maintenance, repair, and use are necessary to obtain proper performance from this product. Therefore carefully read the Instruction Manual. This warranty does not apply to any defect that R.L. DRAKE COMPANY determines is due to:

- (1) Improper maintenance or repair, including the installation of parts or accessories that do not conform to the quality and specifications of the original parts.
- (2) Misuse, abuse, neglect or improper installation.
- (3) Accidental or intentional damage.

All implied warranties, if any, including warranties of merchantability and fitness for a particular purpose, terminate three (3) years from the date of the original purchase.

The foregoing constitutes R.L. DRAKE COMPANY'S entire obligation with respect to this product, and the original purchaser shall have no other remedy and no claim for incidental or consequential damages, losses or expenses. Some states do not allow limitations on how long an implied warranty lasts or do not allow the exclusions or limitation of incidental or consequential damages, so the above limitation and exclusion may not apply to you.

This warranty gives you specific legal rights and you may also have other rights which vary from state to state. This warranty shall be construed under the laws of Ohio.

---



**R.L. DRAKE LLC**  
230 INDUSTRIAL DRIVE  
FRANKLIN, OHIO 45005 U.S.A.  
**CUSTOMER SERVICE AND PARTS TELEPHONE: +1 (937) 746-6990**  
**TELEFAX: +1 (937) 806-1576**  
**WORLD WIDE WEB SITE: <http://www.rldrake.com>**